

Addition and Subtraction

Pick, Flip Check Cards


Freebie


Self Correcting Cards

by Games 4 Learning

www.teacherspayteachers.com

© Teresa Evans 2014





Copyright © 2014 Teresa Evans
Games 4 Learning

www.teacherspayteachers.com/Store/Games-4-Learning

All rights reserved by author.

Permission to copy for single classroom use only.

Electronic distribution limited to single classroom use only.

Not for public display.

Graphics by

© Graphics From the Pond

<http://frompond.blogspot.com>



Addition and Subtraction Pick, Flip, Check Cards

This Addition and Subtraction Cards Freebie contains 4 self correcting cards.

Preparing the Cards

Addition Answer is 10

Addition Answer is 15

Subtraction Answer is 3

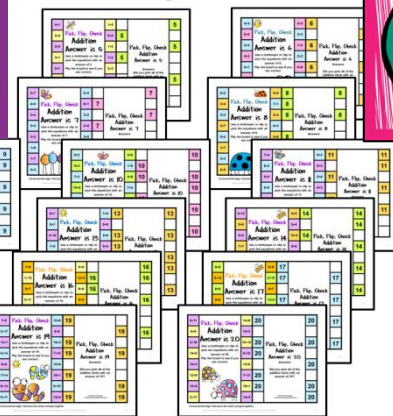
Subtraction Answer is 9

4
6
7
8
9

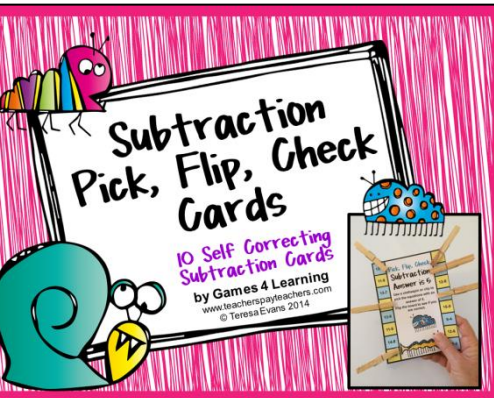
For more Addition and Subtraction Pick, Flip Check Cards
please visit www.teacherspayteachers.com/Store/Games-4-Learning




Contains 16 Self Correcting Addition Cards.



Games 4 Learning www.teacherspayteachers.com/Store/games-4-learning ©Teresa Evans 2014



Correcting Subtraction Cards.



Games 4 Learning www.teacherspayteachers.com/Store/games-4-learning ©Teresa Evans 2014



Pick, Flip and Check Cards


Preparing the Cards

To prepare the Pick, Flip, Check boards, print them on card, cut around the edge and fold in the middle. Next glue the 2 halves together and the boards are ready for the children to use. All you will need are some clothespins or paper clips. If you prefer a more durable board, print on thick paper or cardstock and after they have been cut out and glued, laminate the board.



Using the Cards

To use the cards, you will need to supply clothespins or paper clips. Children hold the card so that they are looking at the colorful side. They read the equations and clip any that add to the number indicated on the card. When they have clipped all of the equations with the given answer, they flip the card over. If they are correct they will have clipped every colored square on the answer side of the board.



Your Pick, Flip and Check Cards will look like this when finished.



Pick, Flip, Check Subtraction
Answer is 9

Use a clothespin or clip to pick the equations with an answer of 9.
Flip the board to see if you are correct.



13-6	12-3
4	14-4
17-9	15-8
16-8	13-5
8	

Pick, Flip, Check Subtraction
Answer is 9



Answers

Did you pick all of the subtraction facts with an answer of 9?



© Teachers Pay Teachers
www.teacherspayteachers.com

6+5	 <p>Pick, Flip, Check</p> <h1>Addition</h1> <h2>Answer is 10</h2> <p>Use a clothespin or clip to pick the equations with an answer of 10.</p> <p>Flip the board to see if you are correct.</p> 	10+0	10	<p>Pick, Flip, Check</p> <h1>Addition</h1> <h2>Answer is 10</h2> <p>Answers</p> <p>Did you pick all of the addition facts with an answer of 10?</p> <p>© Games 4 Learning www.teacherspayteachers.com</p>	
6+4		8+3			10
3+9		9+1	10		
5+5		7+4			10
3+7		2+8	10		
8+2		3+6			10
5+4		1+9	10		
7+3		4+6	10		10



Cut around the edge. Fold down the center and glue together.

4+11	 <p>Pick, Flip, Check Addition Answer is 15</p> <p>Use a clothespin or clip to pick the equations with an answer of 15. Flip the board to see if you are correct.</p> 	5+9		<p>Pick, Flip, Check Addition Answer is 15</p> <p>Answers</p> <p>Did you pick all of the addition facts with an answer of 15?</p> <p>© Games 4 Learning www.teacherspayteachers.com</p>	15
8+9		6+9	15		
14+1		8+7	15		
12+3		9+7			
6+8		2+13	15		
9+6		7+7			
7+6		4+9			
7+8		10+5	15		
				15	

Cut around the edge. Fold down the center and glue together.

11-7	 <p>Pick, Flip, Check Subtraction Answer is 3</p> <p>Use a clothespin or clip to pick the equations with an answer of 3.</p> <p>Flip the board to see if you are correct.</p> 	5-2	3	<p>Pick, Flip, Check Subtraction Answer is 3</p> <p>Answers</p> <p>Did you pick all of the subtraction facts with an answer of 3?</p> <p>© Games 4 Learning www.teacherspayteachers.com</p>	
7-4		13-10	3		3
12-9		9-5			3
6-3		10-7	3		3
10-7		10-6			3
14-9		9-6	3		
11-6		12-8			
8-5		11-8	3		3

Cut around the edge. Fold down the center and glue together.

13-6	 <p>Pick, Flip, Check Subtraction Answer is 9</p> <p>Use a clothespin or clip to pick the equations with an answer of 9. Flip the board to see if you are correct.</p> 	18-9	9	<p>Pick, Flip, Check Subtraction Answer is 9</p> <p>Answers</p> <p>Did you pick all of the subtraction facts with an answer of 9?</p> <p>© Games 4 Learning www.teacherspayteachers.com</p>	
13-4		12-3	9		9
17-9		14-4			
19-10		15-6	9		9
14-5		15-8			9
16-8		16-7	9		
17-8		11-2	9		9
10-1		13-5			9

Cut around the edge. Fold down the center and glue together.

Thank You!

I would like to take this opportunity to thank you for downloading Addition and Subtraction Pick, Flip, Check Cards Freebie and to wish you and your students lots of fun with these activities!

Please consider leaving a comment and rating for the product.

Kind regards,

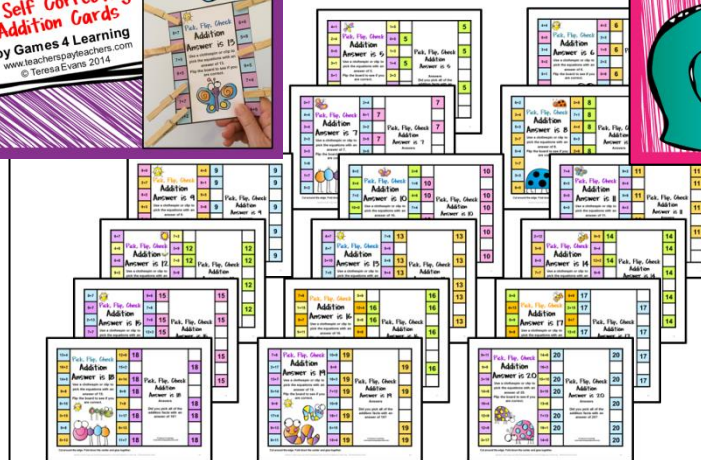
Teresa

For more fun, Pick, Flip and Check cards please visit:

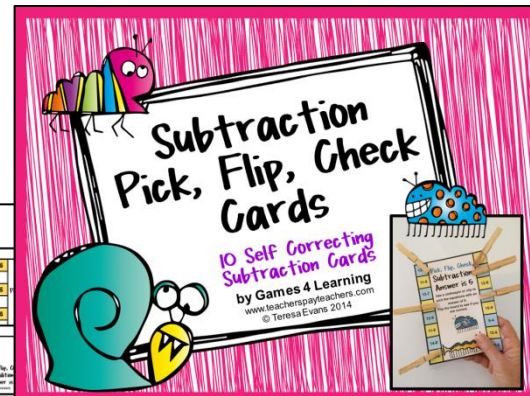
www.teacherspayteachers.com/Store/Games-4-Learning



ains 16 Self Correcting Addition Cards.



Games 4 Learning www.teacherspayteachers.com/Store/games-4-learning ©Teresa Evans 2014



Correcting Subtraction Cards.



Games 4 Learning www.teacherspayteachers.com/Store/games-4-learning ©Teresa Evans 2014