


Roll the Dice!



Name: _____

Date: _____

Roll the dice. Add the two numbers together and record the addition sentence.

1. _____ + _____ = _____

2. _____ + _____ = _____

3. _____ + _____ = _____

4. _____ + _____ = _____

5. _____ + _____ = _____

6. _____ + _____ = _____

7. _____ + _____ = _____

8. _____ + _____ = _____

9. _____ + _____ = _____


10. _____ + _____ = _____

11. _____ + _____ = _____


12. _____ + _____ = _____

13. _____ + _____ = _____

14. _____ + _____ = _____



Roll the Dice!



Name: _____

Date: _____

Roll the dice. Subtract the smaller number from the bigger number. Record the subtraction sentence.

1. _____ - _____ = _____

2. _____ - _____ = _____

3. _____ - _____ = _____

4. _____ - _____ = _____

5. _____ - _____ = _____

6. _____ - _____ = _____

7. _____ - _____ = _____

8. _____ - _____ = _____

9. _____ - _____ = _____

10. _____ - _____ = _____

11. _____ - _____ = _____


12. _____ - _____ = _____

13. _____ - _____ = _____

14. _____ - _____ = _____



Domino Addition



Name: _____

Date: _____

Choose a domino. Add the two numbers together and record the addition sentence.

1. _____ + _____ = _____

2. _____ + _____ = _____

3. _____ + _____ = _____

4. _____ + _____ = _____

5. _____ + _____ = _____

6. _____ + _____ = _____

7. _____ + _____ = _____

8. _____ + _____ = _____

9. _____ + _____ = _____


10. _____ + _____ = _____

11. _____ + _____ = _____


12. _____ + _____ = _____

13. _____ + _____ = _____

14. _____ + _____ = _____



Domino Subtraction



Name: _____

Date: _____

Choose a domino. Subtract the smaller number from the bigger number. Record the subtraction sentence.

1. _____ - _____ = _____

2. _____ - _____ = _____

3. _____ - _____ = _____

4. _____ - _____ = _____

5. _____ - _____ = _____

6. _____ - _____ = _____

7. _____ - _____ = _____

8. _____ - _____ = _____

9. _____ - _____ = _____


10. _____ - _____ = _____

11. _____ - _____ = _____

12. _____ - _____ = _____

13. _____ - _____ = _____

14. _____ - _____ = _____



BUMP!



Name: _____









Date: _____

How to Play:

Take turns with a partner. Roll the dice and add to find the sum. Put a cube on the sum. If another player's cube is on that number, "bump" it off. If your cube is on that number, stack a second cube on top to "freeze" that spot. The player to use all of their cubes first, wins!

Materials:

- 2 6-sided dice
- 10 cubes of one color
- 10 cubes of another color



Thank you for downloading this freebie!

I really appreciate your business and hope that you enjoy using this product as much as I have with my own students. Please let me know if you have any questions, comments, or concerns, and I will be happy to address them!

For more teaching ideas and freebies, please click on the following link to visit my classroom blog:

OnceUponaFirstGradeAdventure.blogspot.com



Clipart, Frames, Fonts, and More Credited To:

